

**OUTDOOR SINGLE CORE TERMINATION – CDTO-1C**

For polymeric cables– Coldfit termination

**coldfit**REFERENCE: **CDTO-1C****UTILISATION**

- Outdoor, subject to severe climatic conditions, solar radiation and pollution.
- Terminating cables onto overhead lines or busbars.

**CABLES**

- Single core polymeric insulation (PE, XLPE, EPR ...).
- Copper or aluminium conductors.
- Semi-conducting screen either extruded or taped.
- Metallic screen of Cu wire, Cu tape or polylam type.
- Non-armoured or armoured (either tape, wire or polylam type).
- Insulation voltage up to 19/33 (36) kV.
- Conductor sizes: 25 to 630 mm<sup>2</sup>.

**STANDARDS**

- Generally meets the requirements of CENELEC HD 629.1S2 – IEEE 48 – IEC 60502-4.

**QUALITY ASSURANCE**

- The company has been assessed by third party to be in conformity with the requirements of the standard ISO 9001-EN 29001 version 2000.

**PACKING**

- Supplied as a kit of three single termination containing all the necessary components, except the lugs (supplied on request).
- Shipping weight and volume (approx): 1.5 kg / 0.010m<sup>3</sup>.
  - 12 kV            1.7 kg / 0.007 m<sup>3</sup>
  - 17.5 kV        2 kg / 0.01 m<sup>3</sup>
  - 24 kV           2.2 kg / 0.01 m<sup>3</sup>
  - 36 kV           2.5 kg / 0.01 m<sup>3</sup>

**CDTO-1C-24-Nd-T2****INSTALLATION FEATURES**

- Coldshrink : no need for special tools, no heating or filling.
- Vertical or angled position.
- Energizing may take place immediately after completion of termination.

**OTHER PRODUCTS**

- Indoor coldfit terminations for 1/C polymeric cables up to 18/30 (36) kV CDTI-1C.
- Indoor and outdoor coldshrink terminations for 3/C polymeric cables up to 36 kV CDTI-3C, CDTO-3C.

**OUTDOOR SINGLE CORE TERMINATION – CDTO-1C**

For polymeric cables– Coldfit termination



REFERENCE: CDTO-1C

**DESCRIPTION**

**Rep 1 Conductor lug.**

Copper or aluminium cores. Mechanical lugs.

**Rep 2 Termination body.**

Coldshrink elements expanded on a removable carrier composed with:

**Rep 2.1 Insulation body.**

Moulded in non-tracking silicone rubber.

**Rep 2.2 Stress relief tube.**

Made of high permittivity material in order to control the distribution of the electrical field at the cable screen cutback.

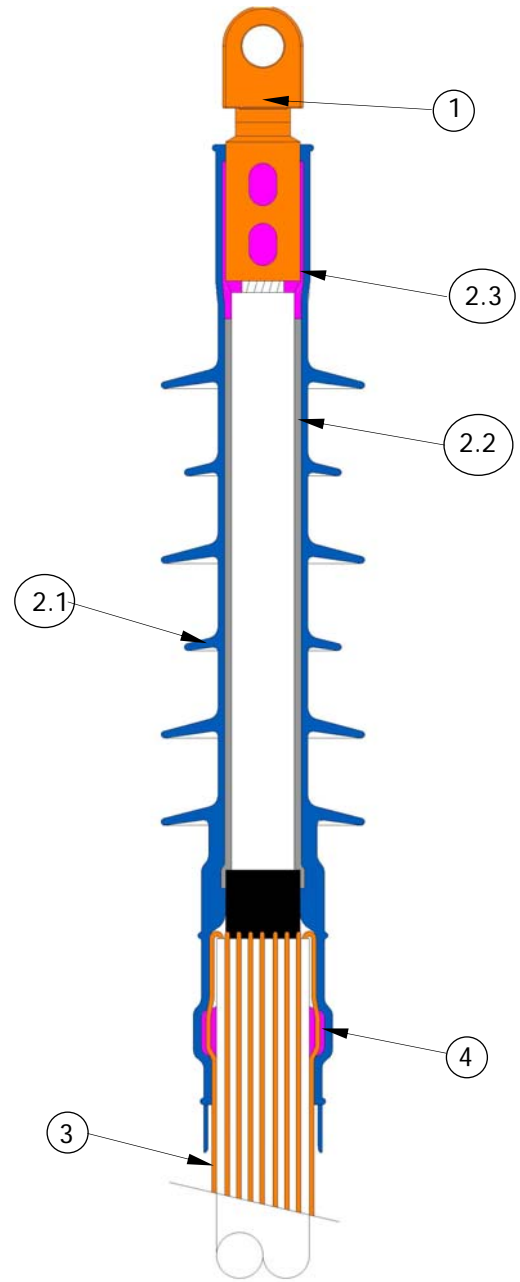
**Rep 2.3 Sealing mastic**

Embedded and ensures watertightness on the lug.

**Rep 3 Earth fault device**

Fitted as necessary, depending on cable design (T1-T2-T3).

**Rep 4 Sealing mastic**



**SELECTION GUIDE**

1. Select in the table below the kit model corresponding to the diameter over insulation of cable.

**For cables with reduced insulation thickness or other cross-sections, please contact us.**

Voltage Um	Diam. Over insulation in mm		Lug Clearance in mm Max	Conductor size mm <sup>2</sup> (for guidance only)	KIT reference
	Min.	Max.			
12 kV	14.5	25	30	35 - 150	CDTO-1C-12-A
	17	28	33	70 - 185	CDTO-1C-12-B
	19	33	38	95 - 300	CDTO-1C-12-C*
	21.5	38	43	150 - 500	CDTO-1C-12-E
	23	42	47	185 - 630	CDTO-1C-12-F*
	27.5	50	55	300 - 630	CDTO-1C-12-G
	29	53	58	400 - 630	CDTO-1C-12-H*
17.5 kV	14.5	25	30	25 - 120	CDTO-1C-17-A
	17	28	33	50 - 150	CDTO-1C-17-B
	19	33	38	95 - 240	CDTO-1C-17-C*
	21.5	38	43	150 - 400	CDTO-1C-17-E
	23	42	47	185 - 500	CDTO-1C-17-F*
	27.5	50	55	300 - 630	CDTO-1C-17-G
	29	53	58	300 - 630	CDTO-1C-17-H*
24 kV	17	28	33	25 - 120	CDTO-1C-24-B
	19	33	38	50 - 240	CDTO-1C-24-C
	21.5	38	43	95 - 300	CDTO-1C-24-E*
	23	42	47	150 - 500	CDTO-1C-24-F
	27.5	50	55	185 - 630	CDTO-1C-24-G
	29	53	58	300 - 630	CDTO-1C-24-H*
	36	65	70	500 - 1200	CDTO-1C-24-I
36 kV	21.5	38	43	25 - 185	CDTO-1C-36-E*
	23	42	47	35 - 300	CDTO-1C-36-F*
	27.5	50	55	95 - 500	CDTO-1C-36-G*
	29	53	58	120 - 630	CDTO-1C-36-H*
	36	65	70	300 - 1200	CDTO-1C-24-I*

(\*) under development

2. Select suitable earthing device in the table below.

Earthing Device Reference	Type of Cable Metallic Screen
T1	polylam
T2	Copper tape
T3	Copper wires
Please contact us	Other

**EXAMPLE OF ORDER**

24 kV, 300mm<sup>2</sup>, insulation diameter 24mm, with copper wire screen, pollution level very high (Ne) : **CDTO-1C-24-E-Ne-T3**  
Cable lug could be supplied on request.




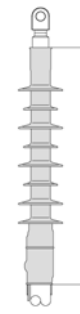
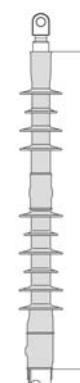
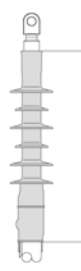


**OUTDOOR SINGLE CORE TERMINATION – CDTO-1C**

For polymeric cables– Coldfit termination



REFERENCE: CDTO-1C

OVERALL DIMENSIONS & POLLUTION LEVEL according to IEC60815-1 : 2008

6.35/11 (12) kV 6/10 (12) kV	8.7/15 (17.5) kV	12.7/22 (24) kV 12/20 (24) kV	19/33 (36) kV 18/30 (36) kV	
 <p>325 mm</p> <p>Minimum creepage distance 470 mm</p>	 <p>325 mm</p> <p>Minimum creepage distance 470 mm</p>	 <p>400 mm</p> <p>Minimum creepage distance 625 mm</p>	 <p>* 470 mm</p> <p>Minimum creepage distance 800 mm</p>	<p><b>MEDIUM</b> 35 kV/mm (Nc)</p>
			 <p>650 mm</p> <p>Minimum creepage distance 1000 mm</p>	
	 <p>400 mm</p> <p>Minimum creepage distance 625 mm</p>	 <p>575 mm</p> <p>Minimum creepage distance 900 mm</p>	 <p>725 mm</p> <p>Minimum creepage distance 1600 mm</p>	<p><b>VERY HIGH</b> 55 kV/mm (Ne)</p>

(\* ) Under development